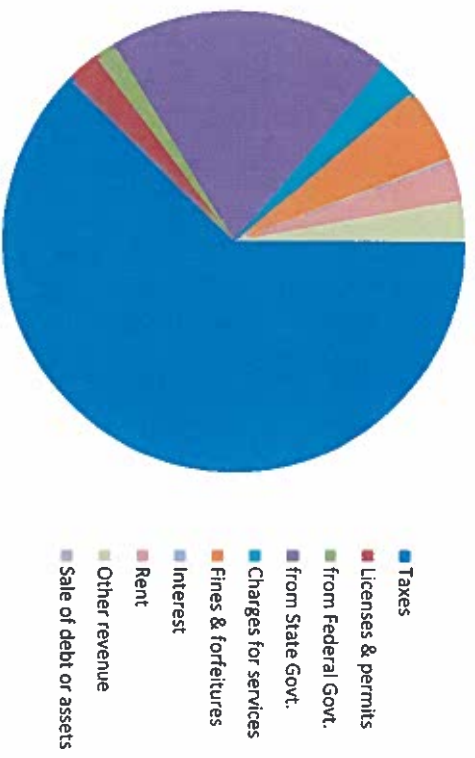


CITIZENS' GUIDE TO LOCAL UNIT FINANCES - City of Southgate

REVENUES

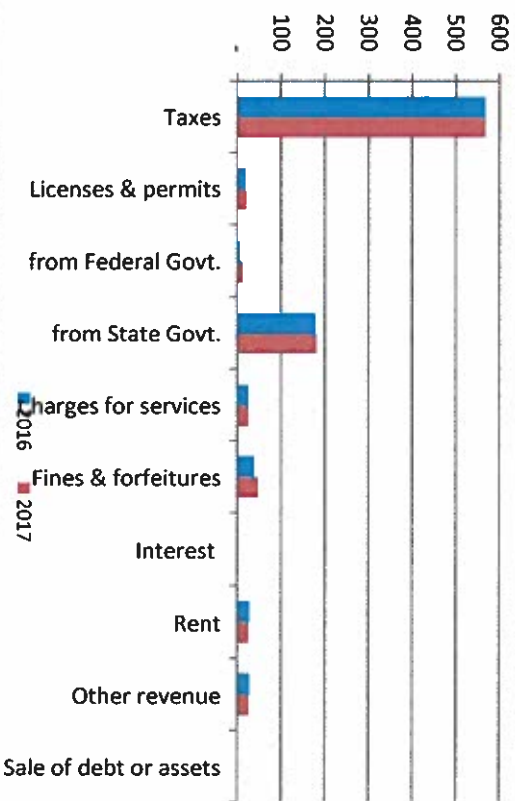
1. Where our money comes from (all governmental funds)



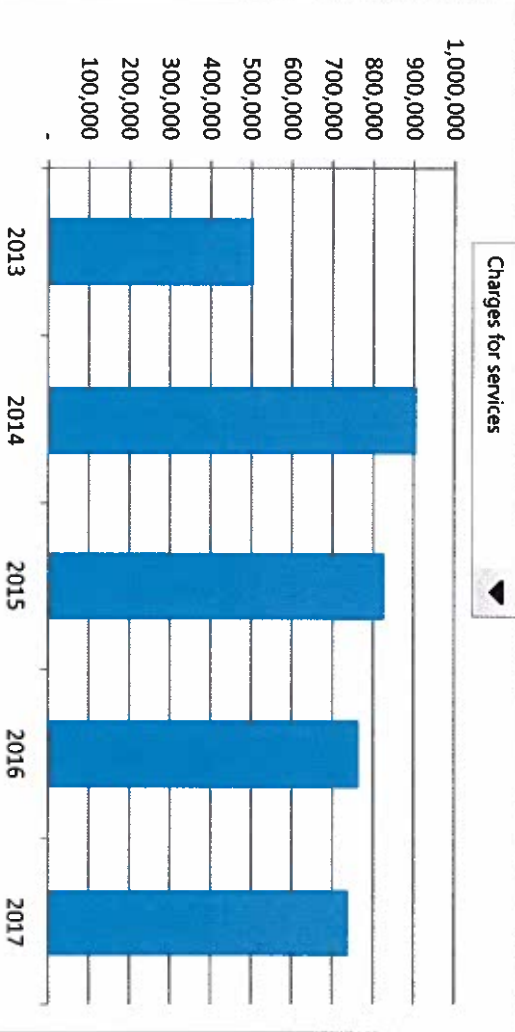
2. Compared to the prior year

	2016	2017	% change
Taxes	\$ 17,060,578	\$ 17,078,666	0%
Licenses & permits	599,739	657,232	10%
from Federal Govt.	230,422	420,357	82%
from State Govt.	5,366,842	5,456,406	2%
Charges for services	763,768	739,207	-3%
Fines & forfeitures	1,146,342	1,426,552	24%
Interest & rent	840,258	837,002	0%
Other revenue	850,031	786,351	-7%
	\$ 26,857,980	\$ 27,401,773	2%

3. Revenue sources per capita - compared to the prior year



4. Historical trends of individual sources

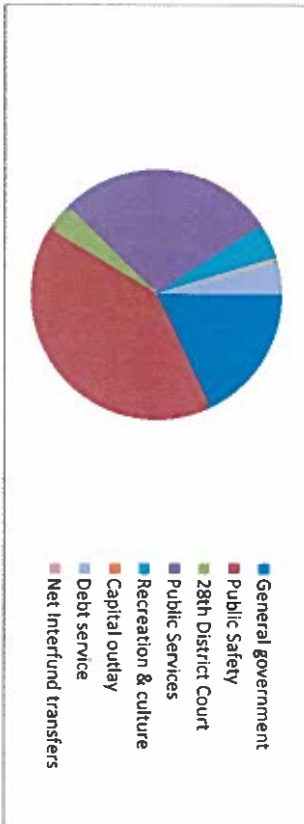


Commentary:

For more information on our unit's finances, contact David Angleri at (734) 258-3017.

CITIZENS' GUIDE TO LOCAL UNIT FINANCES - City of Southgate

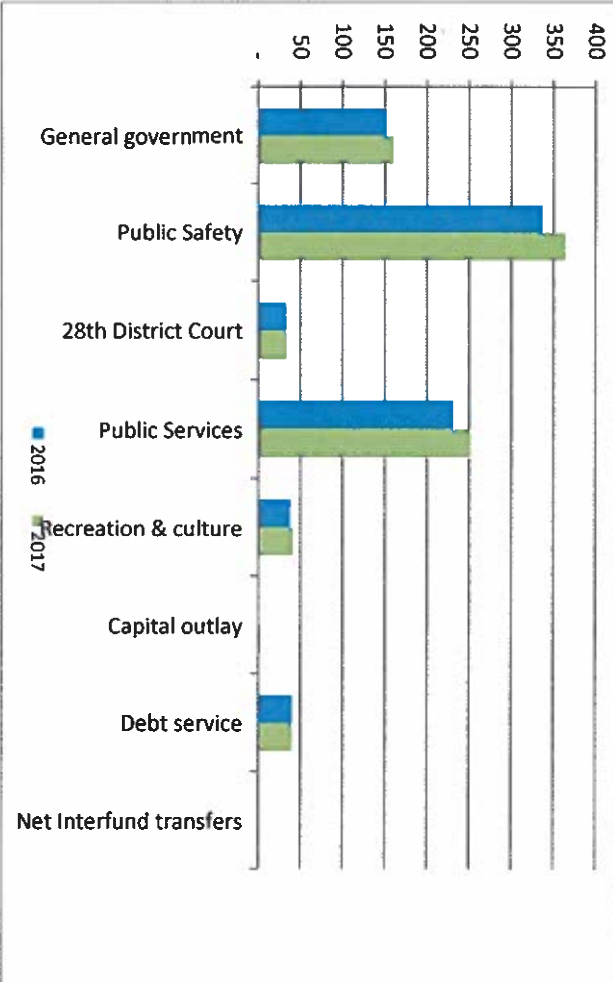
1. Where we spend our money (all governmental funds)



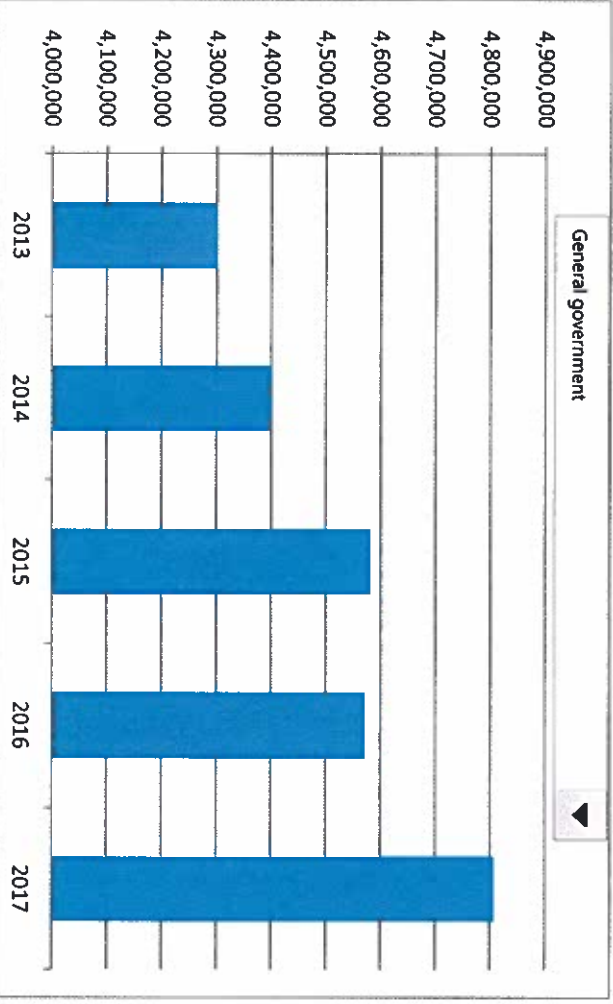
2. Compared to the prior year

	2016	2017	% change
General government	\$ 4,571,171	\$ 4,807,138	5%
Police & fire	10,102,769	10,926,392	8%
Roads	983,461	1,020,903	4%
Other public works	6,948,863	7,558,537	9%
Recreation & culture	1,142,390	1,223,841	7%
Capital outlay	32,017	74,966	134%
Debt service	1,204,351	1,195,770	-1%
total expenditures	\$ 24,985,022	\$ 26,807,547	7%

3. Spending per capita - compared to the prior year



4. Historical trends of individual departments:

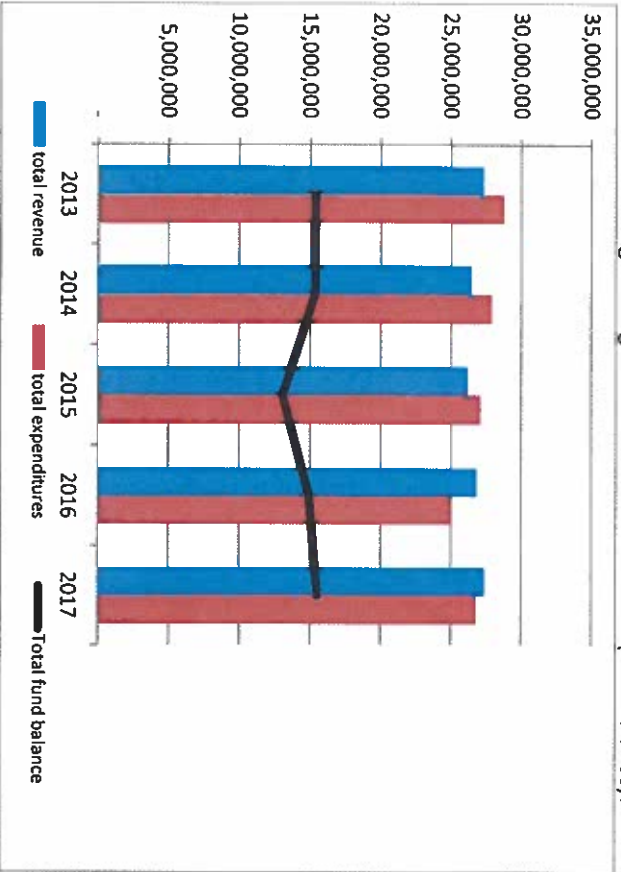


Commentary:

For more information on our unit's finances, contact David Angleri at (734) 258-3017.

CITIZENS' GUIDE TO LOCAL UNIT FINANCES - City of Southgate

1. How have we managed our governmental fund resources (fund balance)?

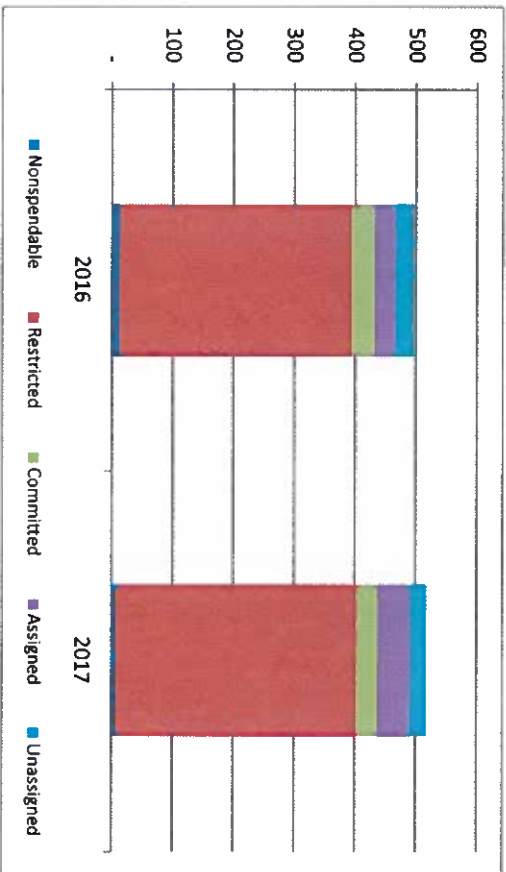


2. Compared to the prior year

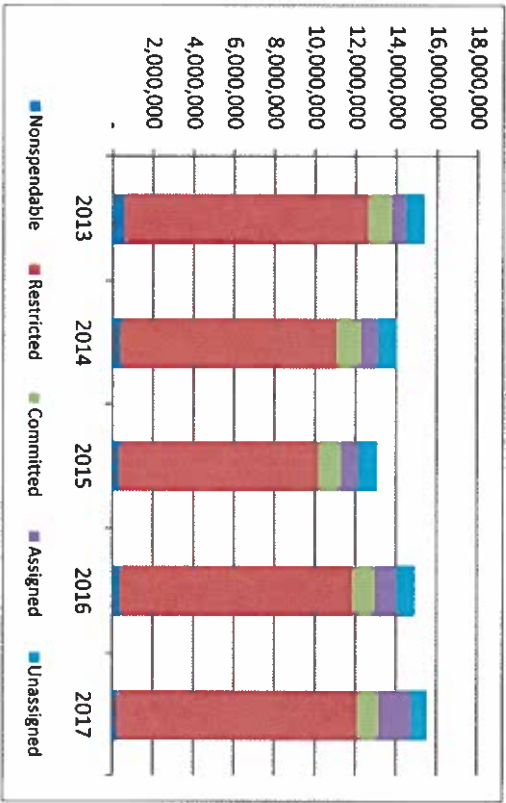
	2016	2017	% change
Revenue	26,857,980	27,401,773	2%
Expenditures	24,985,022	26,807,547	7%
Surplus (shortfall)	1,872,958	594,226	-68%
Fund balance, by component:			
Nonspendable	379,307	222,085	-41%
Restricted	11,493,101	11,903,673	4%
Committed	1,127,586	1,057,057	-6%
Assigned	1,053,337	1,603,337	52%
Unassigned	888,111	749,516	-16%
total fund balance	12,999,994	13,182,815	1%

FINANCIAL POSITION

3. Fund balance per capita - compared to the prior year



4. Historical trends of individual components



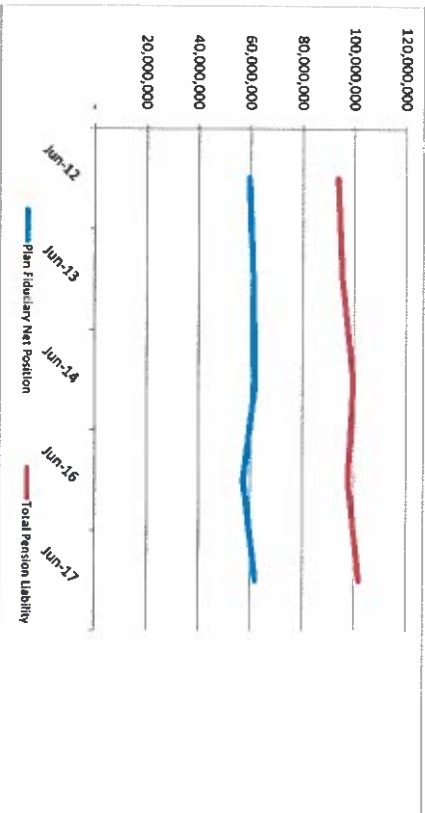
Commentary:

For more information on our unit's finances, contact David Angleri at (734) 258-3017.

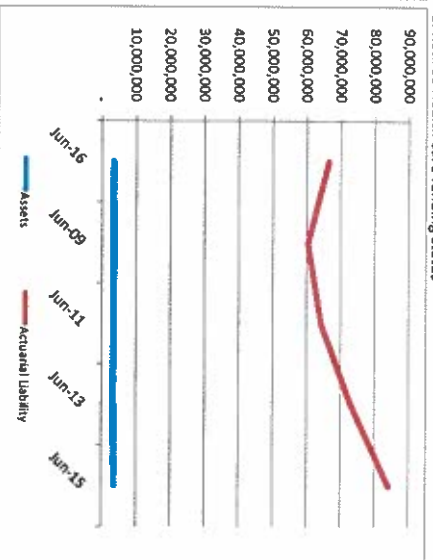
CITIZENS' GUIDE TO LOCAL UNIT FINANCES - City of Southgate

OTHER LONG TERM OBLIGATIONS

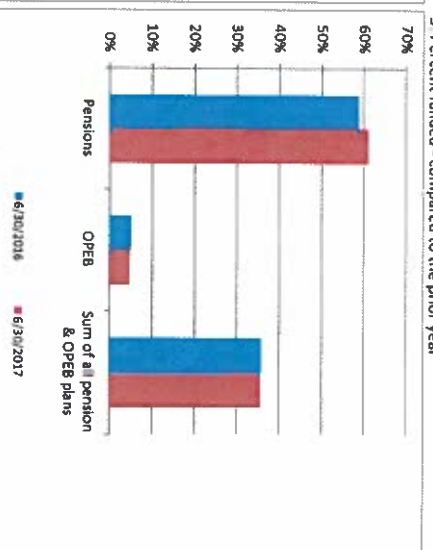
1. Pension funding status



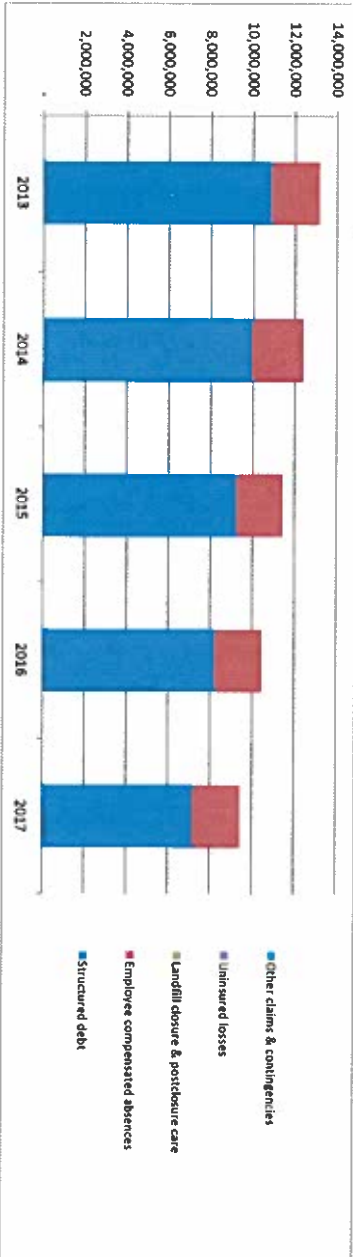
2. Retiree Health care funding status



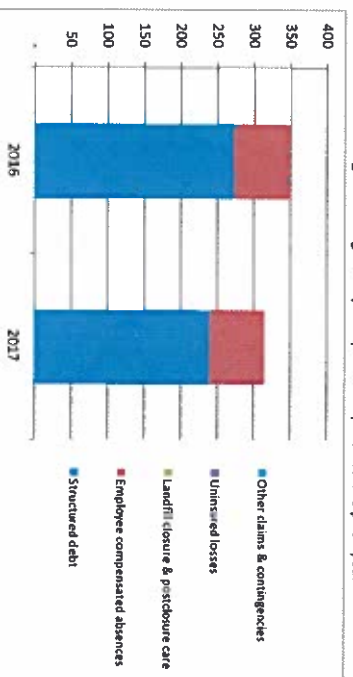
3. Percent funded - compared to the prior year



4. Long Term Debt obligations:



5. Debt & other long term obligations per capita - compared to the prior year



Commentary: